

GRADE: K-2 (Lesson 2)

Big Idea: Civic and Political Participation

Standard: SS.K.C.2, SS.1.C.2, SS.2.C.2

Voting Vocabulary

Objectives:

1. Students will identify voting vocabulary words by a symbol or a picture.

Materials and Resources needed:

1. Crayons
2. "Voting Vocabulary" activity sheet

Suggested Teaching Time: (20 minutes)

1. (10 Minutes) Discuss vocabulary words.
2. (10 minutes) Student activity

Next Generation Benchmarks

1. SS.K.C.2.3 –Describe fair ways for groups to make decisions.
2. SS.1.C.3.2 –Recognize symbols and individuals that represent American Constitutional Democracy.
3. SS.2.C.3.2 –Recognize symbols, individuals, events, and documents that represent the United States.















Activity

1. Pass out a “Voting Vocabulary” activity sheet to each student.
2. Review each of the vocabulary words with the students.
3. After you have reviewed all of the vocabulary words, read each of the statements below aloud to the students. Instruct the students to circle the correct answers on their “Voting Vocabulary” activity sheet.
 - a. Circle the two pictures that represent a way to vote.
 - b. Circle the pictures that represent the Democratic Party.
 - c. Circle the pictures that represent a ballot.
 - d. Circle the pictures that represent a polling place.
 - e. Circle the pictures that represent the Republican Party.

NAME _____

Voting Vocabulary

1.			
2.			
3.			
4.			
5.	